

---

# Assessing the Presence of Medical Homes for Adults with Disabilities in Connecticut

---

Mary Beth Bruder, Ph.D.  
Cristina Mogro-Wilson, Ph.D.

University of Connecticut Center for Disabilities

---

# Purpose

To identify the challenges people with disabilities face in accessing and receiving health care and, using criteria selected by the authors, assess the presence of medical homes among participants.

---

---

# Background

*Healthy People 2010* points out that there is a paucity of data that describes the challenges people with disabilities face in accessing and receiving health care

In the pediatric field a medical home, as defined by the American Academy of Pediatrics, refers to primary care that is accessible, continuous, comprehensive, family-centered, coordinated, compassionate, and culturally effective.

The concept of providing quality health care based on the tenets of the medical home is now being expanded to adult populations.

---

---

# Methodology

- Recruitment was done using the Center's network
    - Agencies, providers, and nonprofit organizations
  - Methods of recruitment
    - No direct phone calls
    - E-mails
    - Flyers
    - Posting on websites
  - $n = 88$ 
    - Estimated 2,500 people received information
    - Response rate of 4%
-

---

# Survey Questionnaire

- Design
    - 54 item telephone survey
    - 20 -30 minute phone interview
  
  - **Medical Home Criteria**
    - (1) Access to health care;**
    - (2) Usual source of care;**
    - (3) Personal doctor or nurse;**
    - (4) Referrals for specialty care;**
    - (5) Coordinated care; and**
    - (6) Person-centered care.**
    - At the time of this writing, there was no universally accepted set of criteria to measure the presence of medical homes among adults. The authors, therefore, selected criteria to assess the presence of medical homes among participants based on a literature review of medical home components. Began with pediatric model criteria (Strickland et al., 2004 & Okafor, 2005) and added criteria from an advanced medical home model for adults (Martin et al., 2004).
-

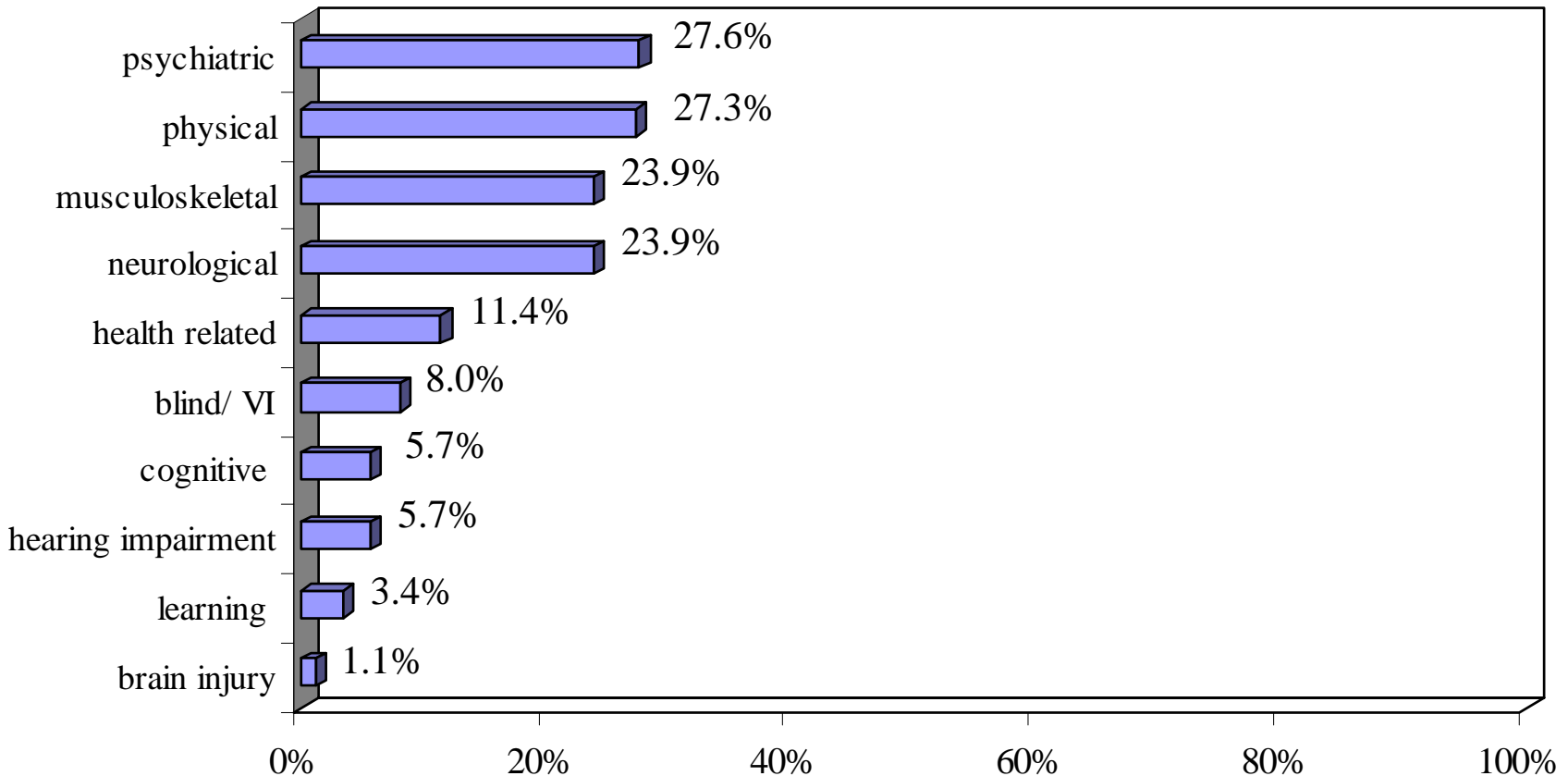
# Sample Characteristics

<b>Race/Ethnicity (n = 88)</b>	
White/Caucasian	91%
African American	6%
Hispanic/Latino	2%
Asian	1%
<b>Age (n = 87)</b>	
18-21 years old	2%
21-30 years old	1%
31-40 years old	9%
41-50 years old	40%
51-60 years old	35%
61-70 years old	10%
71-80 years old	2%

- Age of Diagnosis
  - 23% Birth
  - 15% Birth to 18
  - 41% 18 to 39
  - 22% after 40

# Sample Characteristics

Participants reported having a variety of disabilities and were able to indicate more than one disability



---

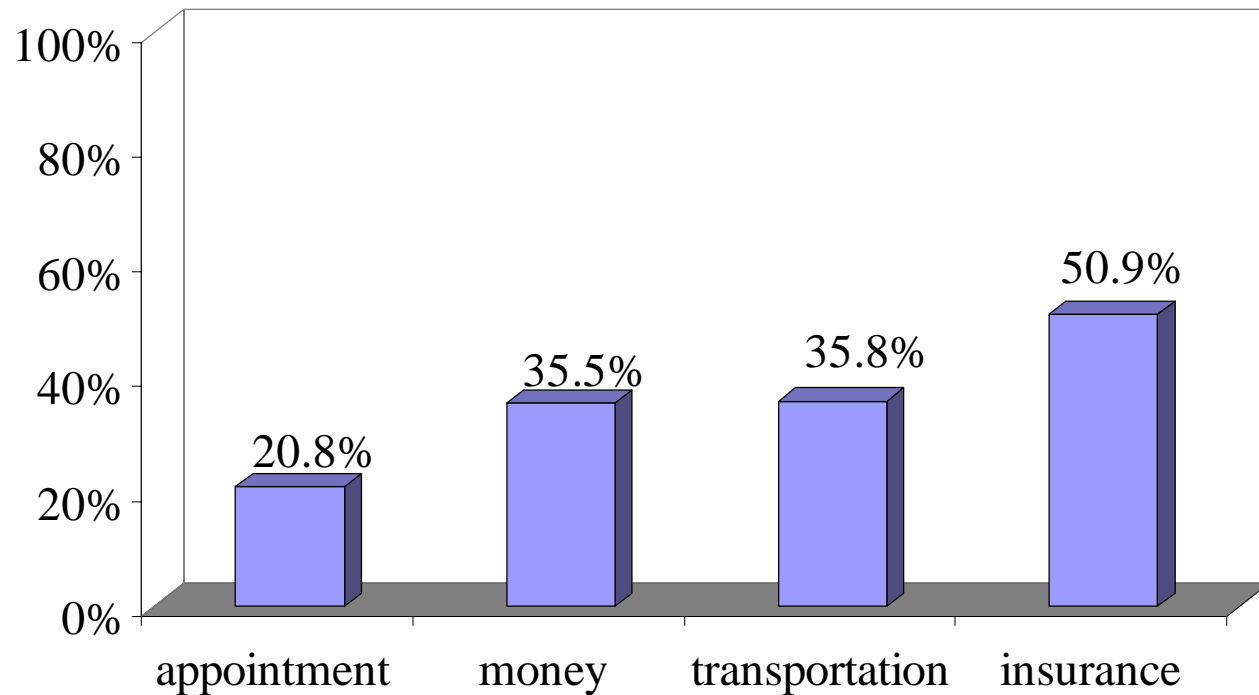
# Medical Home: Access to Care

- A combination of physical and financial access:
    - Do you receive the health care you need when you need it?
      - 75%, yes
    - Do you have health insurance?
      - 99%, yes
    - Does health insurance pay for all needed services?
      - 40% yes
    - Have you delayed in receiving health care in the past 12 months?
      - 40% yes
  - 22% meet criteria for access to care
-



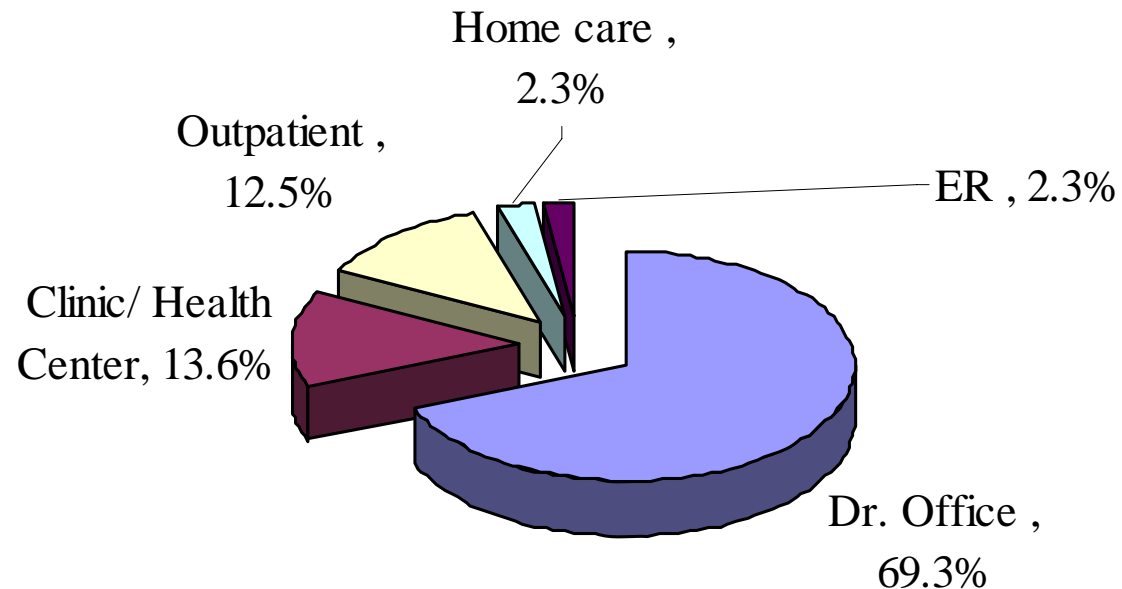
# Medical Home: Access to Care

- Reasons for delays in receiving health care



# Medical Home: Usual Source of Care

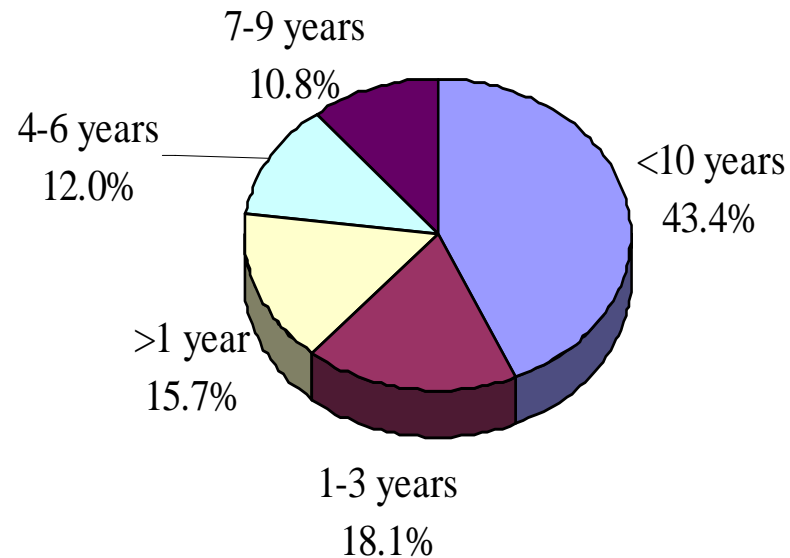
- Is there a usual place you go to receive care?
  - 92%, yes and meet the criterion for usual sources of care



# Medical Home: Personal Dr. or Nurse

- Is there one person you think of as your personal doctor or nurse who knows the most about your needs?
  - 96%, yes and meet the criterion for personal Dr. or Nurse

**Length of time with Personal Dr. or Nurse**



---

# Medical Home: Referrals for Specialty Care

- If you needed referrals in the past 12 months, were you able to receive them without any problems?
  - 77%, yes (n = 65) and the meet criterion for referrals for specialty care

\*\* If the question was not applicable, the participant could still be considered to have a medical home.

---

---

# Medical Home: Coordinated Care

- Composite of receiving timely care coordination and having excellent or good communication with physicians.
  - Do you need help coordinating your care?
    - 68%, yes
  - Did you receive all the coordination needed?
    - 52%, yes (n = 60)
  - How would you describe communication with your personal doctor or nurse?
    - 71%, excellent or good (n = 60)
  - 37% (n=60) meet criteria for coordinated care

\*\* If the question was not applicable, the participant could still be considered to have a medical home.

---

---

# Medical Home: Person-Centered

- Composite of physician listening and using effective ways of communicating
    - Does your physician listen to your concerns and questions?
      - 95%, yes
    - Does your physician use helpful ways of communicating (e.g. clearly explaining terms)?
      - 90%, yes
    - 90% meet the criteria for person-centered care
-

---

# Limitations

- Sample size
  - Recruitment method
  - limited by type of disability
  - Not representative of population
-

# Summary & Implications

- **7% (n=6) meet all medical home criteria**
- Major barriers
  - 1. Access to health care
    - When removed, 38% meet medical home criteria
  - 2. Coordinated Care
    - When removed, 49% meet medical home criteria
  - 3. Referrals for specialty care
    - When removed, 84% meet medical home criteria

## Medical Home Criteria:

- (1) Access to health care;
- (2) Usual source of care;
- (3) Personal doctor/nurse;
- (4) Referrals for specialty care;
- (5) Coordinated care;
- (6) Person-centered care.



---

# Questions, Comments & Discussion

Mary Beth Bruder, Ph.D.

Professor & Director

Cristina Mogro-Wilson, Ph.D.

Assistant Professor & Research Director

860-679-1500

[cmwilson@uchc.edu](mailto:cmwilson@uchc.edu)

---